




Date
Quote #
Project Name
Type



ZORO - Wall Mount

Description:

ZORO sports a sleek-curved design. Constructed of fabricated aluminum. Lens is silicone sealed and connections are fully gasketed for weather protection. All external hardware is stainless steel.

Name - Engine - Lumens - CCT - Electrical - Mounting - Lens - Pattern - Options - Finish

Name	Light Engine	Source Lumens _{(LED)(5000K)}	Color Temp	Electrical
ZORO	12 LED (Max)	2112	3000K	UNV 120-277V
			3500K	HLV 347-480V
			4000K	
			5000K	

Contact for custom

Contact for custom

Contact for custom

Mounting	Lens	Light Pattern	Options	Finishes
WM Wall mount	OPL Opal polycarbonate lens	S Side light	DM 0-10V dimming	Standard
			DM1 1% dimming	BL Black
			WL Wet location	WH White
			SF Single fuse	SG Silver Grey
			TS Tamperproof screws	BZ Bronze
			TP Tamperproof hardware	Custom
				CC Custom Color
				See website for custom colors. Contact factory for physical samples.

- Lumens are based on max wattage & 5000K CCT
- IES files available upon request
- Std - Standard Offering

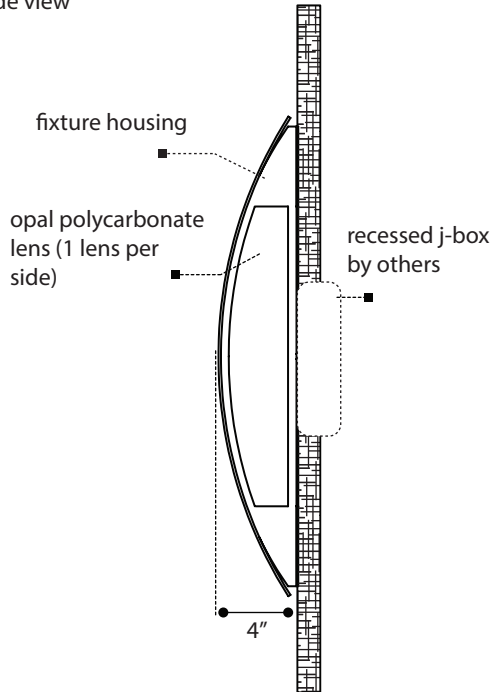




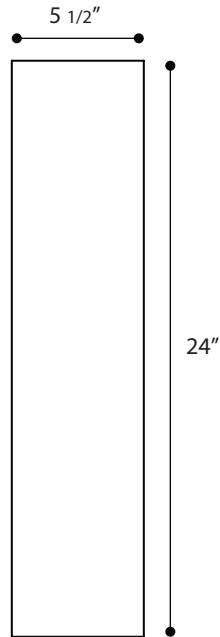
Dimensions & Mounting:

Please note that drawings are not to scale.

Side view



Front view



Listing:

Complies to CSA and UL standards.

Polar Graph:

