

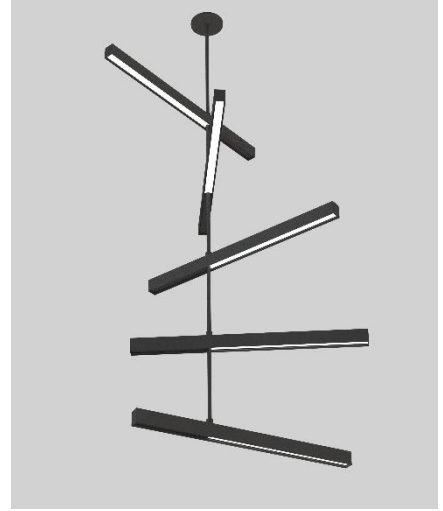
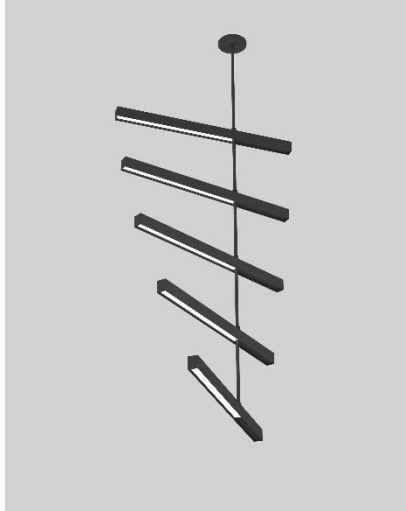
Date: _____

Type: _____

Project: _____

TORX - PENDANT

Slim luminaires that hang by a sturdy pendant stem. The standard lighting unit measures 60" long, 3.6" high, & 2.7" wide. Each housing is made of aluminum extrusion and pivots 360° on the stem. The number of lighting units, fixture length, stem length, lumen outputs, and finishes are all customizable.



Name	Lamping	Fixture Lumens*	Color Temp	Electrical		Mounting	
TORX-60	36 W LED	3074	5000K	UNV	120-277V	P	Sturdy pendant stem
			4000K	HLV	347-480V		
			3000K				
Contact Solera for other Wattages			Specify other		Contact Solera for other lengths		

Lens		Optics		Options		Finishes	
OAL	Opal acrylic Lens (Std)	D	Down light (Std)	DM	0-10V Dimming	BL	Black
		U	Up light	DM1	1% Dimming	WH	White
		UD	Up and down light	RGBW	Color changing LEDs	SG	Silver Gray
				EM	Emergency driver	BZ	Bronze
				RB	Remote ballast		
						CC	Custom Color

*Lumens are based on maximum wattage and 4000K CCT
Std - standard

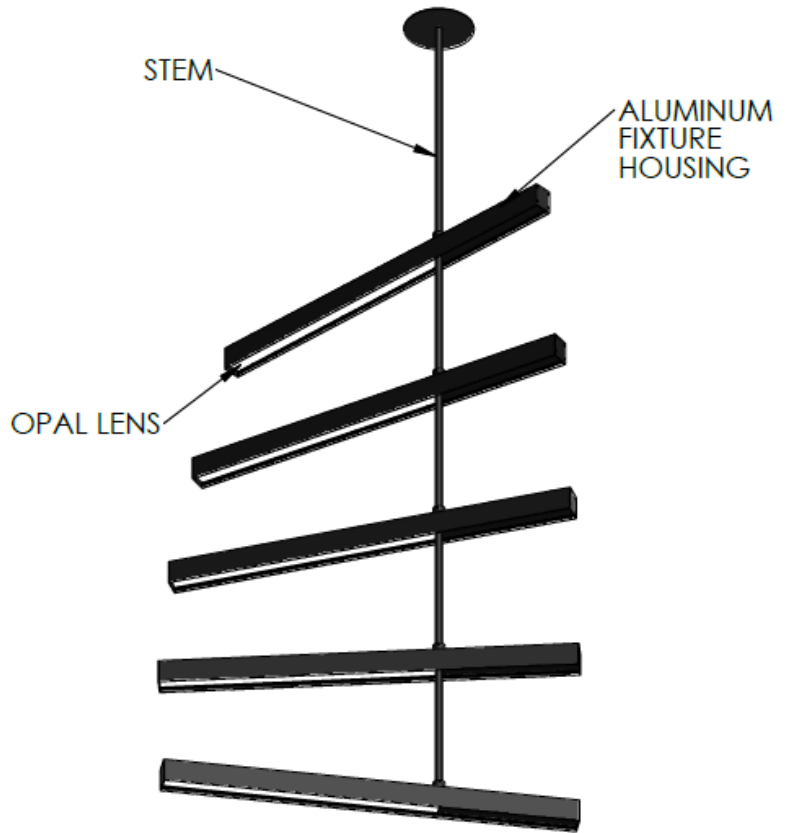
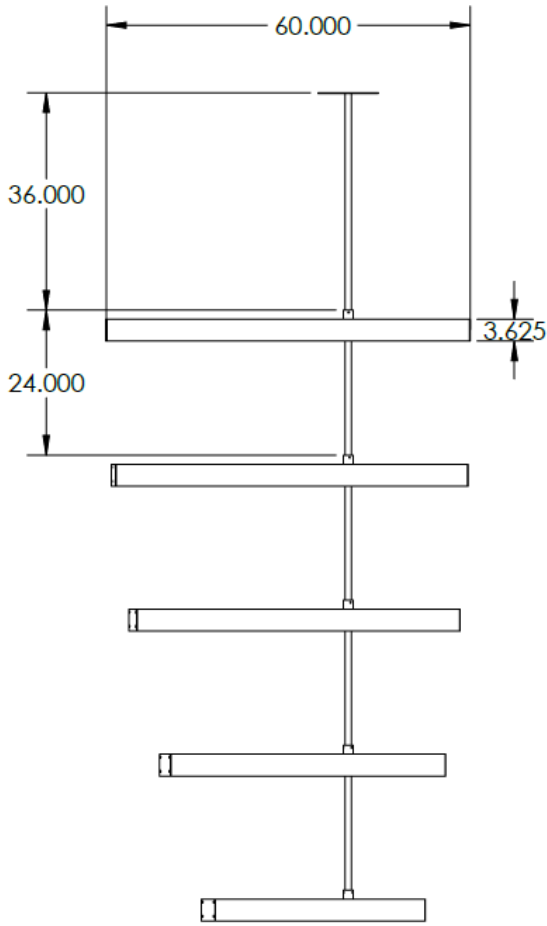
[See finishes page for custom colors](#)

TORX-60 - _____

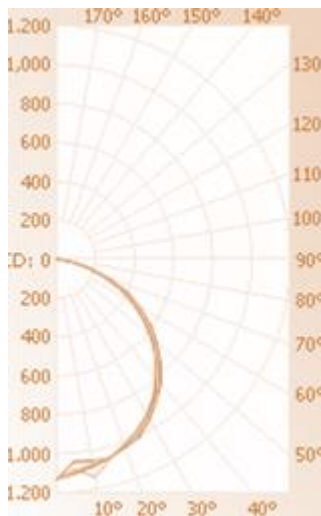
Customization Notes:

▶▶▶ Info on this spec sheet will change without notice as product development is an ongoing process.

Dimensions & Mounting (drawings are not to scale; measurements in inches):



Polar Graph:



Type 5 Distribution

