



Date
Quote #
Project Name
Type



SRLU

Description:

Circular pendant constructed of 1/8" thick extruded aluminum. Opal acrylic lens is standard. Up light is available, specify percentage. All external hardware is stainless steel.

Name - Engine - Lumens - CCT - Electrical - Mounting - Lens - Pattern - Options - Finish

Name	Light Engine	Source Lumens _{(LED)/(5000K)}	Color Temp	Electrical
SRLU-18	18 18 LED (Max)	3168	2700K	UNV 120-277V
SRLU-24	24 24 LED (Max)	4224	3000K	HLV 347-480V
SRLU-36	36 36 LED (Max)	6336	3500K	
SRLU-48	48 48 LED (Max)	8448	4000K	
SRLU-60	60 60 LED (Max)	10560	5000K	
SRLU-72	72 72 LED (Max)	12672		

Contact for custom

Contact for custom

Contact for custom

Mounting	Lens	Light Pattern	Options	Finishes
3AC-TR 3 aircraft cables converge to a single canopy	OAL Opal acrylic lens	D Down light (Std)	DM 0-10V dimming	Standard BL Black
3AC48-SPD Aircraft cable spider mount with 3 connecting to hub	ABL Alabaster lens	UD Up and down light	DM1 1% dimming 2CC 2 circuit wiring	WH White SG Silver Grey
3AC48-SPD-P Combination of aircraft cables and stem			SF Single fuse	BZ Bronze
3AC48-CMB 3 aircraft cables with individual canopies			EM Emergency battery	Custom CC Custom Color
P48 48" pendant stem			RB Remote ballast/driver	See website for custom colors. Contact factory for physical samples.
CM Ceiling mount			RGBW Programmable color changing LEDs	

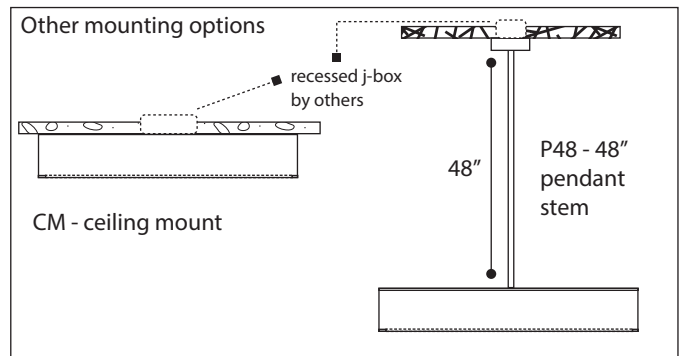
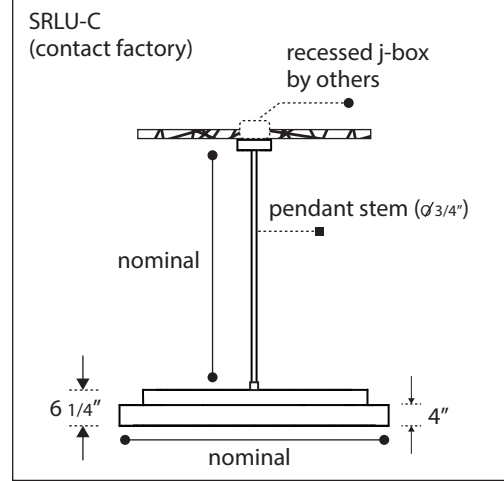
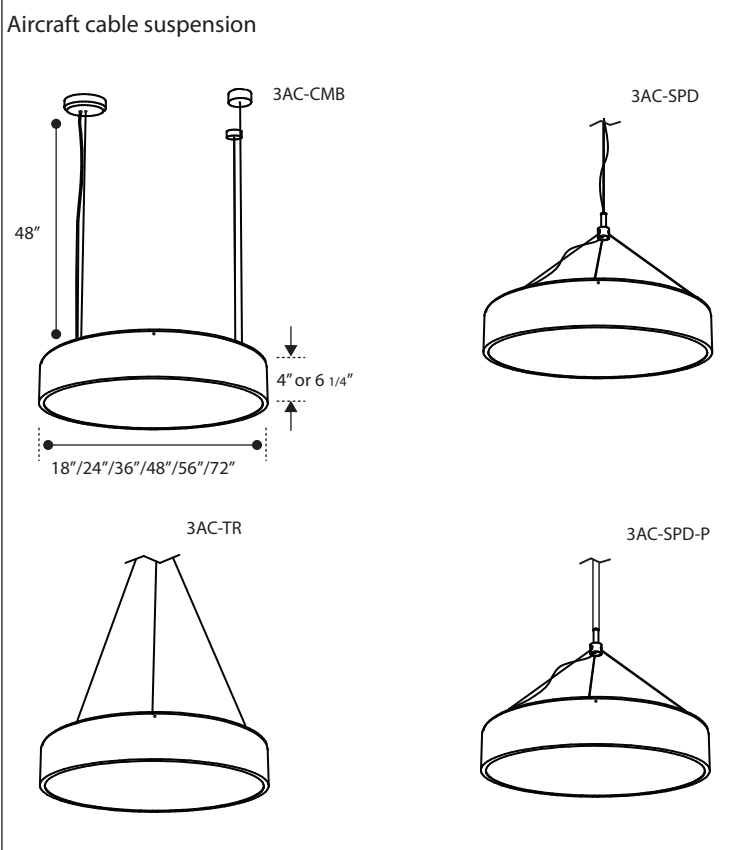
- Lumens are based on max wattage & 5000K CCT
- IES files available upon request
- Std - Standard Offering





Dimensions & Mounting:

Please note that drawings are not to scale.



Listing:

Complies to CSA and UL standards.

Polar Graph:

