




Date
Quote #
Project Name
Type



## MRT - Wall Mount

### Description:

Die cast aluminum housing with cross bar design. All external hardware is made of stainless-steel.

Name	Engine	Lumens	CCT	Electrical	Mounting	Lens	Pattern	Options	Finish
<input type="text"/>	<input type="text"/>	<input type="text"/>	<input type="text"/>	<input type="text"/>	<input type="text"/>	<input type="text"/>	<input type="text"/>	<input type="text"/>	<input type="text"/>

Name	Light Engine	Source Lumens <sub>(LED)(5000K)</sub>	Color Temp	Electrical
MRT-M	M	30 LED (Max)	3000K	UNV 120-277V
MRT-L	L	48 LED (Max)	3500K 4000K 5000K	HLV 347-480V

Contact for custom

Contact for custom

Contact for custom

Mounting	Lens	Light Pattern	Options	Finishes
WM	OPL	F	PC	Standard
Wall mount	Opal polycarbonate lens (Std)	Front light	Button photocell	BL Black
	PG		SF	WH White
	Prismatic glass lens		TP	SG Silver Grey
	FG		Tamperproof hardware	BZ Bronze
	Frosted glass lens		TS	
			Tamperproof screws	
			WL	Custom
			Wet location	CC Custom Color
				See website for custom colors. Contact factory for physical samples.

- Lumens are based on max wattage & 5000K CCT
- IES files available upon request
- Std - Standard Offering

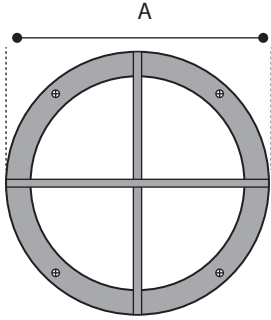




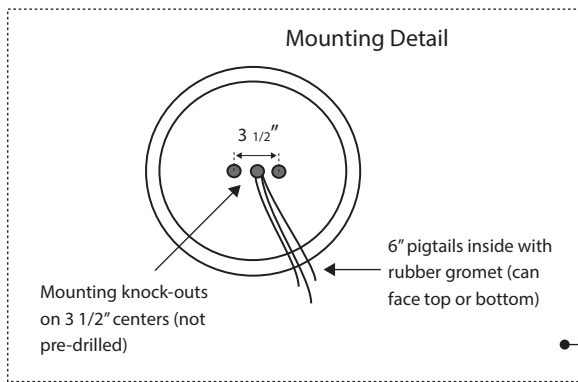
**Dimensions & Mounting:**

Please note that drawings are not to scale.

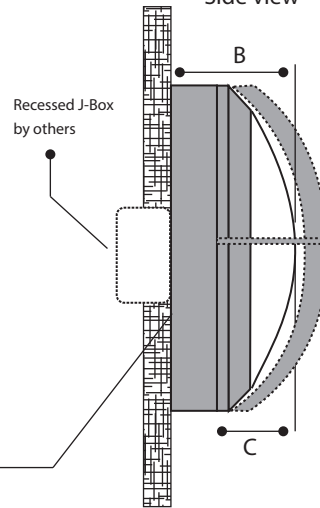
Front view



	A	B	C
MRT-M	10 1/2"	4"	4"
MRT-L	14"	5"	4"



Side view



**Listing:**

Complies to CSA and UL standards.

**Polar Graph:**

