

Date:
Type:
Project:



FROMA PENDANT

A round luminaire constructed of aluminum material. The housing has distinct carved edges customizable with preferred cut-outs & pattern designs. Choose from different mounting & specifiable options and finishes.

Name	Lamping			Fixture Lumens*	Color Temp	Electrical			Mounting
FROMA	20	20"	20W LED	3520		UNV	120-277V	P	Sturdy pendant stem
	30	30"	30W LED	5280	5000K	HLV	347-480V	3AC-TR	3 aircraft cables converge to single canopy
	40	40"	40 W LED	7040	4000K			3AC-SPD	3 aircraft cables & spider mount connecting to a hub
					3500K			3AC-SPD-P	Combination of 3 aircraft cables, spider mount, & sturdy pendant stem
				3000K				3AC	3 aircraft cables hang from individual canopies
Contact Solera for other Wattages					Specify other	Contact Solera for other lengths			

Lens		Optics		Options		Finishes	
OAL	Opal acrylic lens (Std)	D	Down light only (Std)	DM	0-10V Dimming	BL	Black
FL	Frosted lens	UD	Up & down light	DM1	1% Dimming	WH	White
K12	Prismatic lens			2CC	Two circuit wiring	SG	Silver Gray
CO	Colored lens			RGBW	Color changing LEDs	BZ	Bronze
				RB	Remote ballast		
				EM	Emergency Battery	BA4	Brushed Aluminum #4
				PD	Pattern design, custom	CC	Custom color
Contact Solera for other light distribution				Contact Solera for other custom options		See finishes page for custom colors	

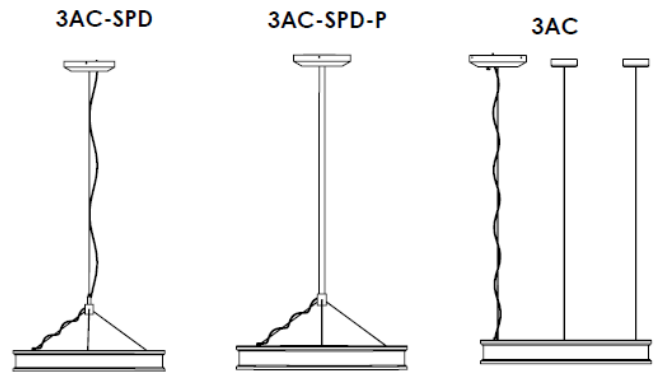
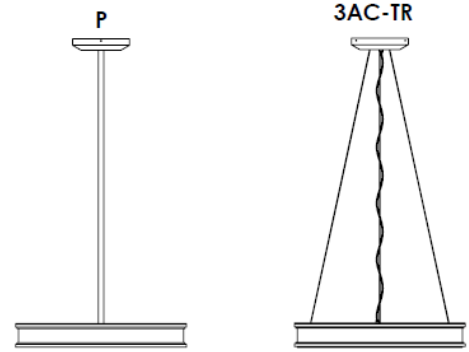
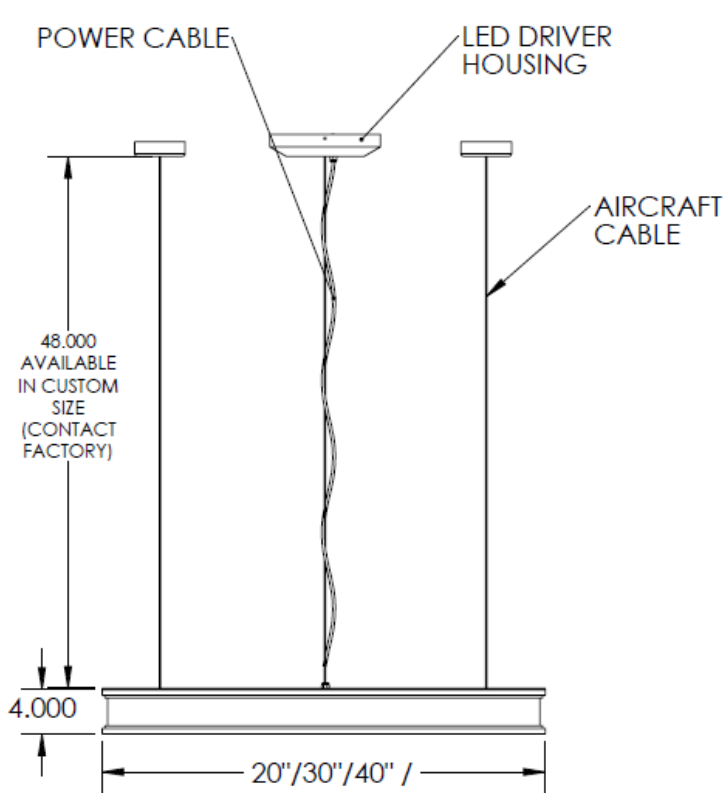
*Lumens are based on maximum wattage and 5000K CCT
Std – standard offering

FROMA- _____

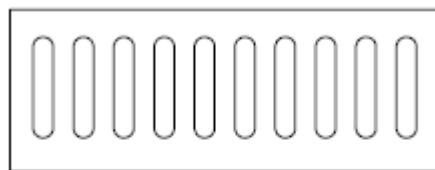
Customization Notes:

▶▶▶ Info on this spec sheet will change without notice as product development is an ongoing process.

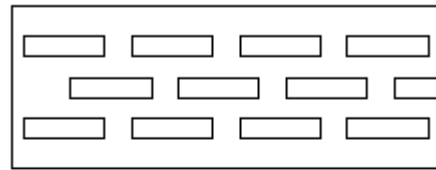
Dimensions & Mounting Options (drawings are not to scale; measurements in inches):



STANDARD PATTERN OPTIONS:



PATTERN: 1



PATTERN: 2



PATTERN: 3

CONTACT FACTORY FOR OTHER AVAILABLE PATTERN OPTIONS