



Date
Quote #
Project Name
Type



APL-B - Pole Mount

Description:

APL-B is made of a one-piece aluminum driver compartment and heavy gauge spun aluminum hood. All external hardware is stainless steel.

Name - Engine - Lumens - CCT - Electrical - Mounting - Lens - Pattern - Options - Finish

Name	Light Engine	Source Lumens _{(LED)(5000K)}	Color Temp	Electrical
APL-B	84 LED (Max)	10920	30K	UNV 120-277V
			35K	HLV 347-480V
			40K	
			50K	

Contact for custom Contact for custom Contact for custom

Mounting	Lens	Light Pattern	Options	Finishes
GN4 Goose neck arm for 4" pole	CG Clear lens (Std)	TY5 Type V (Std)	SD Step dimming	Standard BL Black
GN5 Goose neck arm for 5" pole	SAG Sag lens	TY4 Type IV	MS Motion sensor	WH White
CD4 Custom decorative arm for 4" pole	OPL Opal polycarbonate lens	TY3 Type III	TCO Trespass cut off	SG Silver Grey
CD5 Custom decorative arm for 5" pole	LMD Lumidome acrylic		TP Tamperproof hardware	BZ Bronze
			TS Tamperproof screws	
			PC Button photocell	Custom
			PCR Photocell receptacle	CC Custom Color
			NON Non-illuminated neck louvers (contact factory)	See website for custom colors. Contact factory for physical samples.
			ILL Illuminated neck louvers (contact factory)	
			SF Single Fuse	
			BA Banner Arm	

- Lumens are based on max wattage & 5000K CCT
- IES files available upon request
- Std - Standard Offering

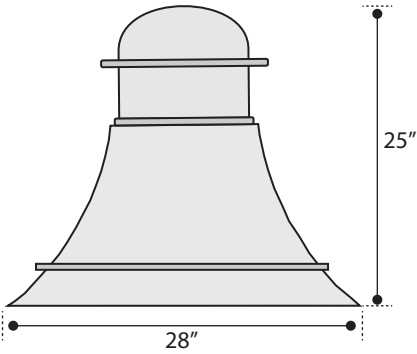




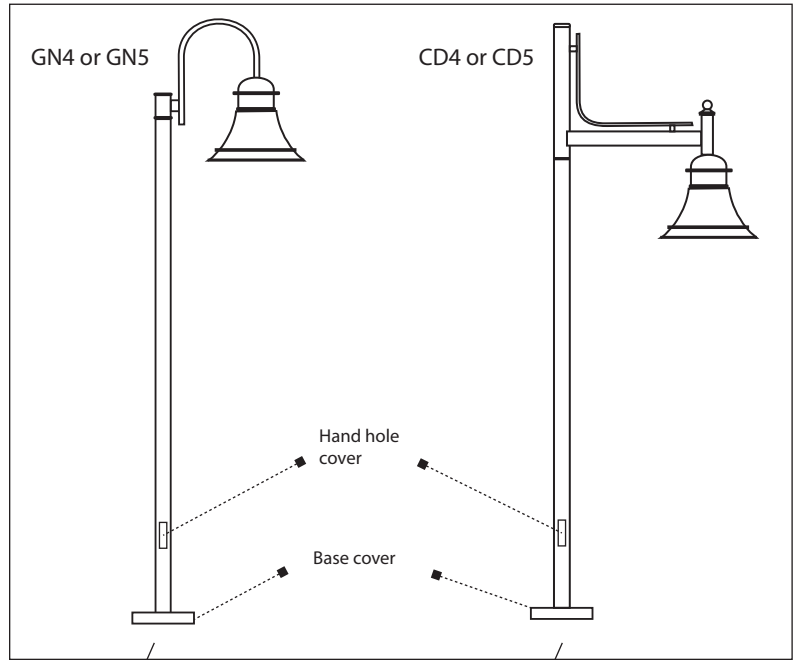
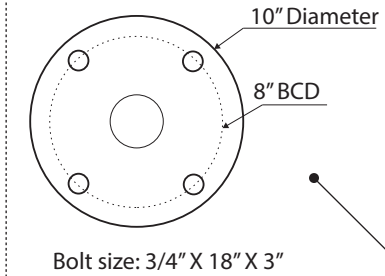
Dimensions & Mounting:

Please note that drawings are not to scale.

Side view



Anchoring detail

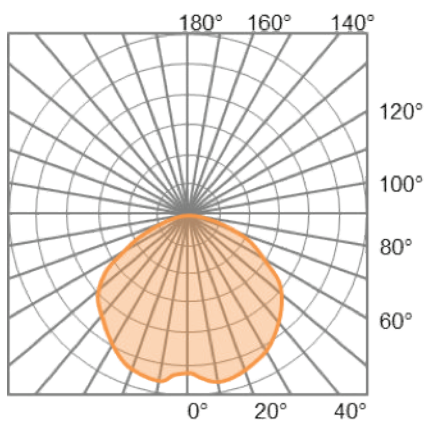


Listing:

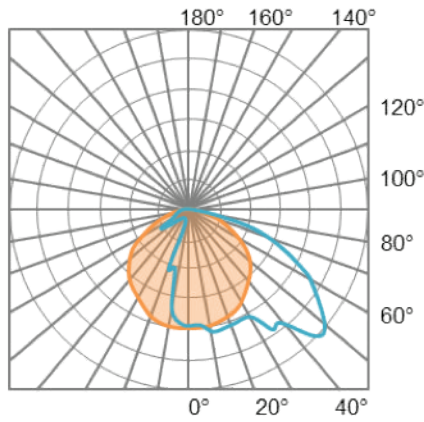
Complies to CSA and UL standards.

Polar Graph:

TY5



TY4



TY3

